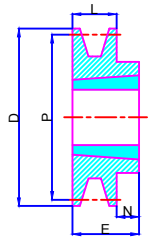
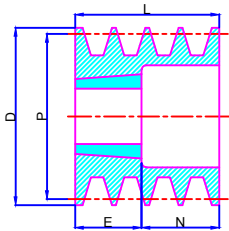


# Lakshmi Easy Fit dual duty Pulleys

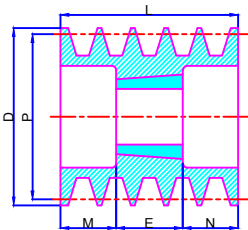
FOR USE WITH B/SPB BELTS



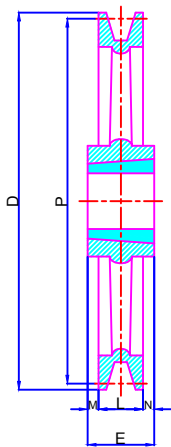
1



2



3



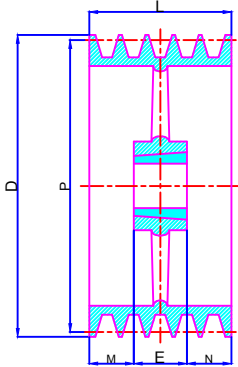
4

Pitch Dia	No.Of Grooves	Bush No.	Max Bore	Pulley Type	L mm	M mm	E mm	N mm	Outside Dia 'D'
125	2	1610	42	6	44	19	25	0	132
	3	1610	42	6	63	38	25	0	
	4	2012	50	3	82	25	32	25	
	5	2012	50	3	101	34.5	32	34.5	
132	2	1610	42	6	44	19	25	0	139
	3	1610	42	6	63	38	25	0	
	4	2012	50	3	82	25	32	25	
	5	2012	50	2	101	—	32	69	
140	2	1610	42	6	44	19	25	0	147
	3	1610	42	6	63	38	25	0	
	4	2012	50	3	82	25	32	25	
	5	2012	50	2	101	—	32	69	
150	2	1610	42	6	44	19	25	0	157
	3	2012	50	6	63	31	32	0	
	4	2012	50	3	82	25	32	25	
	6	2517	60	2	120	—	45	75	
160	2	2012	50	6	44	12	32	0	167
	3	2517	60	6	63	18	45	0	
	4	2517	60	3	82	18.5	45	18.5	
	5	2517	60	3	101	28	45	28	
170	2	2012	50	6	44	12	32	0	177
	3	2517	60	6	63	18	45	0	
	4	2517	60	3	82	18.5	45	18.5	
	5	3020	75	3	101	25	51	25	
180	2	2012	50	6	44	12	32	0	187
	3	2517	60	6	63	18	45	0	
	4	2517	60	3	82	18.5	45	18.5	
	5	3020	75	3	101	25	51	25	
190	2	2517	60	1	44	—	44	0	197
	3	2517	60	6	63	18	45	0	
	4	2517	60	3	82	18.5	45	18.5	
	5	3020	75	3	101	25	51	25	
200	2	2517	60	1	44	—	44	0	207
	3	2517	60	2	63	18	45	18	
	4	2517	75	2	82	18.5	51	31	
	5	3020	75	2	101	25	51	50	
212	2	2517	60	1	44	—	44	0	219
	3	2517	60	2	63	—	45	18	
	4	3020	75	2	82	—	51	31	
	5	3020	75	2	101	—	51	50	
212	6	3020	75	2	120	—	51	69	219

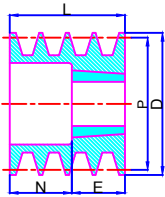
FOR MAXIMUM BORES REFER LAKSHMI EASYFIT BUSH CATALOGUE

# Lakshmi Easy Fit dual duty Pulleys

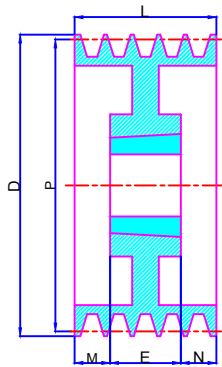
## FOR USE WITH B/SPB BELTS



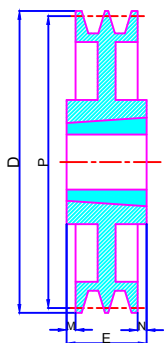
5



6



7



8

Pitch Dia	No.Of Grooves	Bush No.	Max Bore	Pulley Type	L mm	M mm	E mm	N mm	Outside Dia 'D'
224	2	2517	60	1	44	—	44	0	231
	3	2517	60	2	63	—	45	18	
	4	3020	75	2	82	—	51	31	
	5	3020	75	2	101	—	51	50	
	6	3020	75	2	120	—	51	69	
236	2	2517	60	1	44	—	44	0	243
	3	2517	60	2	63	—	45	18	
	4	3020	75	2	82	—	51	31	
	5	3020	75	2	101	—	51	50	
	6	3020	75	2	120	—	51	69	
250	2	2517	60	8	44	—	44	0	257
	3	3020	75	2	63	—	51	12	
	4	3020	75	2	82	—	51	31	
	5	3020	75	2	101	—	51	50	
280	2	2517	60	8	44	0.5	45	0.5	287
	3	3020	75	7	63	6	51	6	
	4	3020	75	7	82	15.5	51	15.5	
	5	3535	90	7	101	6	89	6	
	6	3535	90	7	120	15.5	89	15.5	
315	2	2517	60	8	44	0.5	45	0.5	322
	3	3020	75	7	63	6	51	6	
	4	3535	90	8	82	3.5	89	3.5	
	5	3535	90	7	101	6	89	6	
	6	3535	90	7	120	15.5	89	15.5	
355	2	3020	75	4	44	3.5	51	3.5	362
	3	3020	75	5	63	6	51	6	
	4	3535	90	8	82	3.5	89	3.5	
	5	3535	90	7	101	6	89	6	
	6	3535	90	7	120	15.5	89	15.5	
400	2	3020	75	4	44	3.5	51	3.5	407
	3	3535	90	4	63	13	89	13	
	4	3535	90	4	82	3.5	89	3.5	
	5	3535	90	5	101	6	89	6	
	6	3535	90	5	120	15.5	89	15.5	
500	2	3020	75	4	44	3.5	51	3.5	507
	3	3535	90	4	63	13	89	13	
	4	3535	90	4	82	3.5	89	3.5	
	5	3535	90	5	101	6	89	6	
	6	4040	100	5	120	9	102	9	
630	2	3030	75	4	44	16	76	16	637
	3	3535	90	4	63	13	89	13	
	4	3535	90	4	82	3.5	89	3.5	
	5	4040	100	4	101	0.5	102	0.5	
	6	4040	100	5	120	9	102	9	
800	2	3030	75	4	44	16	76	16	807
	3	3535	90	4	63	13	89	13	
	4	4040	100	4	82	10	102	10	
	5	4040	100	4	101	0.5	102	0.5	
	6	4545	110	5	120	3	114	3	
1000	3	4040	100	4	63	19.5	102	19.5	1007
	4	4040	100	4	82	10	102	10	
	5	4545	110	4	101	6.5	114	6.5	
	6	4545	110	5	120	3	114	3	

FOR MAXIMUM BORES REFER LAKSHMI EASYFIT BUSH CATALOGUE